

Eve

Trigger

Temptation

Material

- Candies of all kinds



Steps

1. At the very beginning of the lesson, seat the children around a table and in front of each of them, put several candies.
2. Tell the children that they cannot touch the candies, that these are only there for them to look at.
3. Do the whole lesson without allowing the children to touch or eat the candy.
4. At the end of the lesson, discuss with the children their feelings.
 - What does it feel like when you want to do something and know it's forbidden?
5. Tell them that Eve was confronted with this reality. God told her not to eat from the tree of knowledge of good and evil. She had to make a choice. We, too, always have a choice.
6. Tell the children that they can now eat the candy.

Key Verse

1 Corinthians 15:22

Multimedia & Clips

Images

freebibleimages.org

Clip-YouTube

1. Superbook - Episode 1 - In The Beginning - Full Episode (Official HD Version)
2. Creation (Genesis 1-2)
3. God's Story: God Made People

Object Lesson


Temptation... It's Not My Fault!

Material

- Doorknob

Steps

1. Ask the children if they've ever seen a doorknob that hasn't been installed yet?
2. Show the doorknob.
3. Do the following object lesson.
 - It's a pretty fascinating piece. The handles on each side are just part of this amazing little tool. The two handles are connected by a bar called a spindle and this bar is perpendicular to a much thicker piece of metal protruding from the side of the door. This piece is called the latch and, when the door is closed, the latch slides into a hole in the frame of the door that holds the door in place. When you turn the handle, it brings the bar back into the door, which pulls the latch and allows you to open the door.
 - You can't "accidentally" open the door. If you want to open a door, what should you do? You have to put your hand on the handle, turn it and then open the door. Doors cannot open by accident and they do not open on their own.
 - How many of you, when you did something wrong, have said: "I didn't really mean..." or "It's not my fault"?
 - You don't always like to take responsibility. People who do bad things like to blame their parents or friends or unfortunate circumstances. but what did we learn with the doorknob? There are no "accidents" when it comes to making choices. We choose whether or not to open a door.
 - It is no different with sin. Sin is an intentional act that we choose to do or not to do. There are no accidents, no excuses. No one can force you to sin. Either you give in to temptation and open the door, or you listen to the Holy Spirit and resist temptation.
 - Don't just resist, but run away from that door and never come near it again. It's your choice and only you can decide what to do.



Songs

www.youtube.com


- Good in every way
- Made for this

The Heart Of The Father

& Prayer

Like Adam who was the first son, Eve was the first daughter. When we think of Eve, we often think of the wrong choice she made by eating forbidden fruit in the Garden of Eden. It is true that she made a bad choice, but she suffered the consequences. But she not only made bad choices in her life. She was also created in the image of God just like you and me. She also carries Christ's life in her, despite her disobeying God.

There comes a time in our lives when we make the wrong choice of disobeying God. This is not right and disobedience often comes with consequences and discipline. But does God the Father love us less? Not at all. And he proved it to us by sending us Jesus, who came to die on the cross so that our mistakes, our faults and our sins would be forgiven and so that we could always have access to the HEART of the FATHER. Not because we are good, nice and kind, but simply because he loves us and because Jesus paid the price with his life so that we can have access to his love at all times, even when we disobey. His love is still there to forgive us and help us not to do it again.



Prayer

"Father, if there are things in my life that take me away from your heart and prevent me from receiving your love and feeling it, I ask for forgiveness. Jesus, come and wash my heart of all that takes me away from the Heart of the Father. I want to love you more and more and live in your love and safety. In the name of Jesus. Amen."

Application

1. Draw a big heart on a cardboard box and stick it on the wall.
2. Ask the children: "What draws you away from the Father's heart?"
3. Ask the children to write words on the cardboard outside the heart.
4. Now ask them, "What draws your heart closer to the Father's heart?"
5. Ask them to write their answer in the heart.

Craft

Apple Made Of Perler Beads

Material

- Perler beads (Hama Beads)
- Iron
- Perler pegboards
- Parchment paper



Steps

1. Put the material in the center of the table.
2. Ask the kids to create an apple with the beads.
3. When the shape is complete, put parchment paper over the beads and gently iron the shape. The beads will then weld together.

Optional


You can create any other object related to Eve's story.

Activity

Unlimited Imagination

Material

- White paper
- Pencils



Steps

1. Before class, draw shapes (circle, square, rectangle, triangle, etc.) on white paper (1 shape/sheet).
2. Distribute these papers to the children.
3. Tell them that from a given shape, they have to draw a picture.
4. So, if you give a circle, children could draw a sun, a balloon, a face, a plate, a wheel, etc.
5. Play without competition.

Optional

- If you absolutely want to add a competitive look, the child who made a drawing that no one else thought of, scores a point.
- We could also increase the activity and decide on a category.
 - Given shape: Square
 - Category: School
 - The children might then draw a notebook sheet, a schoolyard, a book, a bag, etc.

Physical Activity

1.2.3 Apple!



Materiall

- None

Steps



1. Ask the children to form a line each one facing you.
2. Turn your back on the children at a fairly good distance. While your back faces the children, they need to run forward as fast as they can, because the goal of the game is to be the first to touch you.
3. But when you shout "1,2,3, apple!" and turn around to face them, the children must stand still. If a player moves, he must return to the starting line. The game ends when a child manages to touch you.

Snack

The Tree Of Knowledge Of Good And Evil

Material

- Pretzels
- Broccoli
- Cherry tomatoes
- Small plates



Steps

1. Beforehand, prepare the broccoli in small florets.
2. Give children pretzels, broccoli florets and cherry tomatoes.
3. Ask them to create a tree with these ingredients by placing the pretzels upright, placing the broccoli and tomatoes on top.