


Simon of Cyrene

Trigger

Carry the cross

Material

- Toilet paper roll
- Glass of water
- Small cross



Steps

1. Take a roll of toilet paper and unroll it the length of the table.
2. Place a glass of water at the edge of the toilet paper.
3. Ask the children to bring the water to them by rolling the toilet paper towards them.
4. Repeat this game with a small cross on the end of the toilet paper and explain how Simon carried the cross for Jesus.

Key Verse

Ecclesiastes 9:10

Multimedia & Clips

Images

freebibleimages.org

Clip - YouTube


- Simon of Cyrene EN
- MBCA Saphyre Simon of Cyrene

Object Lesson

Can you balance?

Material

- Popsicle stick
- Pipe cleaner
- Two clothespins



Steps

1. Center the pipe cleaner over one end of the popsicle stick.
2. Twist the pipe cleaner so it doesn't slip off the popsicle stick.
3. Make sure the pipe cleaner is the same length on each side of the Popsicle stick.
4. Attach a clothespin to each end of the pipe cleaner.
5. Try balancing it by placing it on your fingertip.
6. You can offer each child to try to balance it.
7. The same way you balance the stick, Simon had to balance the cross on his back.

Songs

YouTube

- John 3.16

The Heart Of The Father

Prayer

Prayer

Simon found himself in a difficult situation. Imagine that for a moment.

- After working in his field during the day, he returns home.
- Suddenly, he finds himself in the middle of a large crowd and in the middle of this crowd, he sees Jesus bleeding who walks with a cross on his shoulders.
- The soldiers take Simon and order him to carry the cross of Jesus in his place.

Surely this situation was very difficult for Simon, not only because he had to carry the cross, but also because he had to walk close to Jesus. He could then see His suffering up close. We must not forget that Jesus had been beaten and interrogated part of the night. They were leading him to His death. Jesus was exhausted and tired.

Simon had the privilege of coming to the aid of Jesus and accompanying him in his trial.

- How do we react when we see someone suffer or experience a difficult ordeal?

Are we going to him to offer them help? Or do we pretend we haven't seen anything and that we're not available? Or do we choose to walk beside the hurting person just as Simon did for Jesus?

Simon was chosen by the soldiers to carry the cross of Jesus.

God the Father is a compassionate father and He is always ready to help us when we need Him. Let us be filled with His love and compassion to help the suffering people around us. The Father has chosen us to be "Simon". Let's be available.

Prayer

"Father, I need You to fill me with Your love and compassion for the people around me. Open my eyes so that I can see those who are suffering around me and help me to help them. Help me to love them as You love them. Make me a "Simon" to someone. amen »

Application

1. Discuss with the children what sometimes prevents them from helping someone: embarrassment, lack of compassion, selfishness, etc.
2. Encourage them to step out of their comfort zone and live a life of love for others by carrying the cross of those in need.

Craft

Carry the cross

Material

- Paper with the image of the cross (attachment)
- Ink pads



Steps

1. Before class, print out the sheet with the image of the cross for each child.
2. Give each child a sheet.
3. Tell the children to put their fingers in the ink pads and gently stamp them into the square.
4. Make the connection with the story of the day.

Activity

Guide through

Material

- Paper
- Headbands



Steps


1. Crumple up pieces of paper into balls and lay them out on the floor.
2. Place the children in pairs.
3. Blindfold one of the two children.
4. Ask the blindfolded children to walk from one side of the room to the other without touching the paper balls.
5. Tell those who can see to help their blindfolded companion through the paper maze.
6. Make the connection with the story of the day. Just like Simon, the children are helping someone else in need.

Physical Activity

Get set, go, run!

Material

- Cross
- Cones
- Building adhesive tape



Steps

1. Before class and using cones or construction tape, have a race across the room.
2. On your signal, tell the children to complete the course with a cross on their backs.
3. Make the connection with the story of the day.

Snack

At the cross

Material

- Assortment of cut vegetables or fruits

Steps

1. Use the colours of different vegetables or fruits to form a cross. For example, place all the tomatoes in a cross and use the carrots and cucumbers to outline the cross shape.



Skyler's Zoo

YouTube

Skyler and the Panda